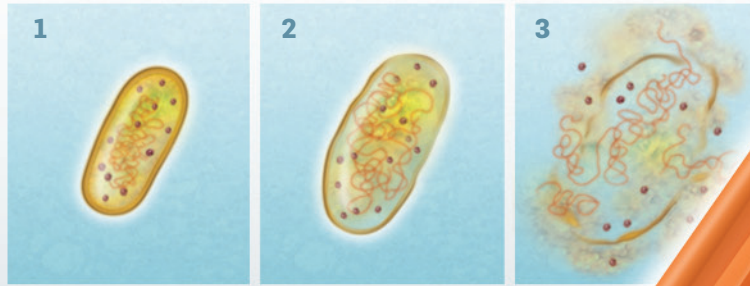



SwabCap[®]

The FDA-cleared disinfection cap helps protect needleless IV connectors from pathogens that can cause central line-associated bloodstream infections (CLABSI), by providing aseptic access and passive disinfection.¹ To apply, a nurse twists the sterile SwabCap onto an IV connector after the catheter is placed, bathing the connector in 70% IPA. The cap remains in place until the next catheter access. No drying time is needed when it is removed. Observation of the orange cap assures compliance with Joint Commission standards.²

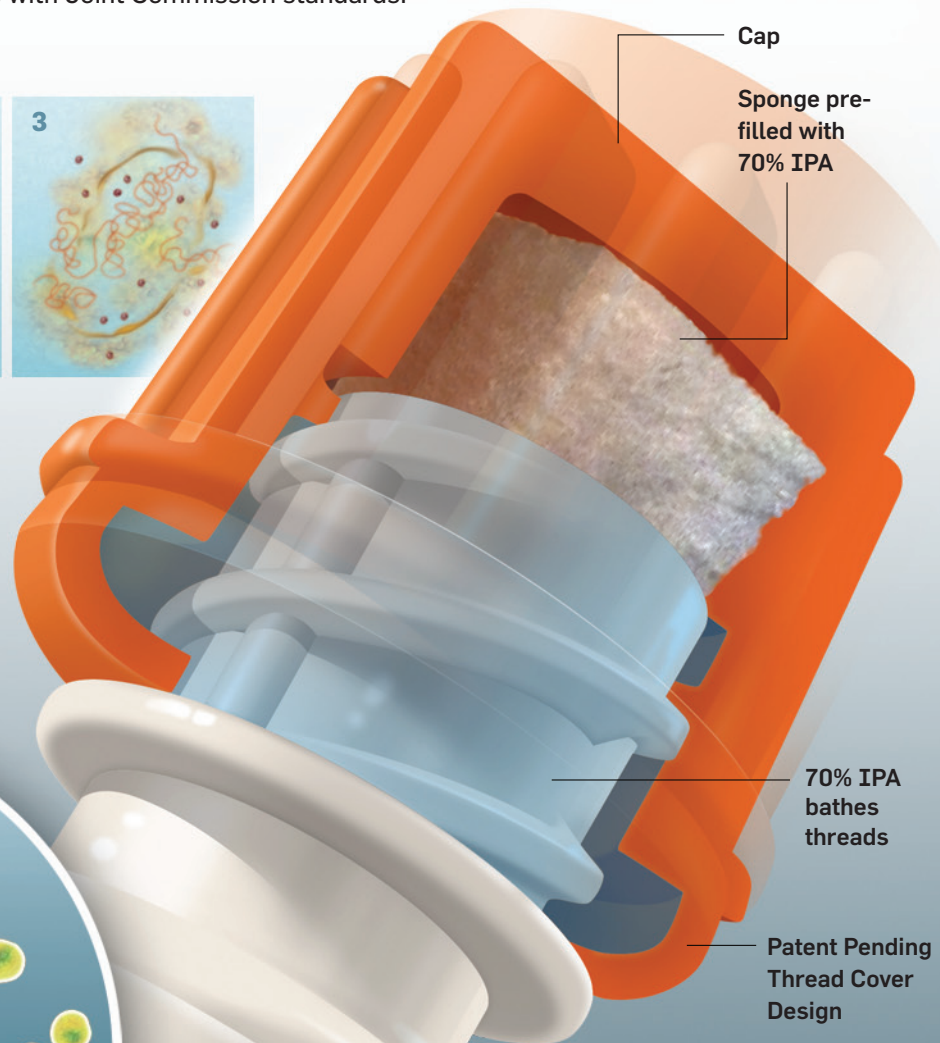


Cell death by IPA

When exposed to 70% isopropyl alcohol, harmful bacteria absorb the solution, making the cells swell, then breakdown and die. An in vitro study concluded that within 5 minutes, the cap achieves a near-complete kill of dangerous pathogens.³



Protects IV connector from airborne and touch contamination up to 96 hours.⁴



Manual scrubbing – previously the only standard technique for disinfection – is subject to potentially dangerous variation and non-compliance.

1. Moureau, N. (2010, September). *Passive Disinfection/Protection Cap Effectively Disinfects Swabable Luer Access Valves/Needleless Connectors*. Poster session presented at the annual meeting of the Association for Vascular Access (AVA), National Harbor, MD.

2. Dobin, A., Lee, J. (2010, November 2) *Disinfection Cap for Luer Access Valves: A Key to Preventing Catheter Infections*. *Infection Control Today*. Access at <http://bit.ly/dOSUFz>
3 and 4. Op. Cit., Poster presented at the 2010 annual meeting of AVA.